

CLIO CUP FRANCE & CENTRAL EUROPE
SPA EURO RACE
RACE 1

Final Classification by Group

Nr. Driver	Nat	Team	Car	Laps	Total Time	Gap	Kph	Best Lap		
								Lap	Time Kph	
CE-R										
1	17	Albert Legutko	POL	BM Racing Team	7	24:27.936		120.2	7	2:47.325 150.7
2	31	Karol Urbaniak	POL	BM Racing Team	7	24:28.291	+0.355	120.2	7	2:47.473 150.6
3	3	Loris Prattes	DEU	Schläppi Race-Tec	7	24:32.330	+4.394	119.9	7	2:48.563 149.6
4	20	Bartosz Paziewski	POL	Seyffarth Motorsport	7	24:33.026	+5.090	119.8	7	2:47.280 150.7
5	25	Denis Bulatov	RUS	Seyffarth Motorsport	7	24:33.468	+5.532	119.8	7	2:48.853 149.3
6	5	Kevin Landwehr	DEU	Schlaug Motorsport	7	24:38.058	+10.122	119.4	7	2:48.978 149.2
7	19	Robin Rogalski	POL	Seyffarth Motorsport	6	22:04.170	1 Laps	114.2	6	2:55.138 144.0
8	30	Max Zschuppe	DEU	Seyffarth Motorsport	5	19:37.850	2 Laps	107.0	2	3:00.998 139.3
9	15	Lucas Groeneveld	POL	Certainty Racing Team						

Published at:

Track Status: **DRY**


Keywords:

Timekeeper:

AM A
JANSSEN
Lic: RACE 1835

[Signature]
Justard

[Handwritten signature]
lic 2385



CLIO CUP FRANCE & CENTRAL EUROPE
SPA EURO RACE
RACE 1

Final Classification by Group

Nr. Driver	Nat	Team	Car	Laps	Total Time	Gap	Kph	Best Lap			
								Lap	Time	Kph	
CE-G											
1	54	Michael Bleekemolen	NLD	Team Bleekemolen	7	24:35.778		119.6	5	2:49.393	148.8
2	55	Stephan Polderman	BEL	Team Bleekemolen	7	24:36.055	+0.277	119.6	7	2:49.085	149.1
3	56	Rene Steenmetz	NLD	Team Bleekemolen	7	24:38.673	+2.895	119.4	6	2:48.900	149.3
4	6	René Leutenegger	CHE	No name fighter	6	21:52.654	1 Laps	115.3	6	2:49.937	148.4
5	24	Antonio Citera	AUT	RTM Motorsport	6	22:19.652	1 Laps	112.9	6	2:59.086	140.8


Published at:

Track Status: **DRY**

Steward:

Marc JANSSEN
Lic: RACB 1835

Timekeeper:



CLIO CUP FRANCE & CENTRAL EUROPE SPA EURO RACE RACE 1

Final Classification by Class

Nr. Driver	Nat	Team	Car	Laps	Total Time	Gap	Kph	Best Lap			
								Lap	Time Kph		
CE											
1	69	Sebastian Bleekemolen	NLD	Team Bleekemolen	7	24:25.825		120.4	5	2:47.759	150.3
2	11	Tomas Pekar	CZE	Carpek Service	7	24:27.388	+1.563	120.3	7	2:47.402	150.6
3	17	Albert Legutko	POL	BM Racing Team	7	24:27.936	+2.111	120.2	7	2:47.325	150.7
4	31	Karol Urbaniak	POL	BM Racing Team	7	24:28.291	+2.466	120.2	7	2:47.473	150.6
5	66	Niklas Mackschin	DEU	Ahrens Racing Team	7	24:28.643	+2.818	120.2	6	2:47.669	150.4
6	3	Loris Prattes	DEU	Schläppi Race-Tec	7	24:32.330	+6.505	119.9	7	2:48.563	149.6
7	20	Bartosz Paziewski	POL	Seyffarth Motorsport	7	24:33.026	+7.201	119.8	7	2:47.280	150.7
8	25	Denis Bulatov	RUS	Seyffarth Motorsport	7	24:33.468	+7.643	119.8	7	2:48.853	149.3
9	54	Michael Bleekemolen	NLD	Team Bleekemolen	7	24:35.778	+9.953	119.6	5	2:49.393	148.8
10	55	Stephan Polderman	BEL	Team Bleekemolen	7	24:36.055	+10.230	119.6	7	2:49.085	149.1
11	23	Sandro Soubek	AUT	MAIR Racing Osttirol	7	24:36.701	+10.876	119.5	7	2:48.113	150.0
12	33	Daniel Nyffeler	CHE	No name fighter	7	24:37.101	+11.276	119.5	6	2:49.470	148.8
13	5	Kevin Landwehr	DEU	Schlaug Motorsport	7	24:38.058	+12.233	119.4	7	2:48.978	149.2
14	9	Andreas Stucki	CHE	Stucki Motorsport	7	24:38.662	+12.837	119.4	7	2:48.533	149.6
15	56	Rene Steenmetz	NLD	Team Bleekemolen	7	24:38.673	+12.848	119.4	6	2:48.900	149.3
16	57	Aarni Salminen	FIN	Salminen Racing	7	24:39.357	+13.532	119.3	6	2:48.319	149.8
17	6	René Leutenegger	CHE	No name fighter	6	21:52.654	1 Laps	115.3	6	2:49.937	148.4
18	44	Lisa Brunner	DEU	Stucki Motorsport	6	21:53.443	1 Laps	115.2	6	2:51.018	147.4
19	4	Tomasz Wojcik	DEU	Stucki Motorsport	6	22:03.712	1 Laps	114.3	5	2:54.966	144.1
20	77	Dominique Schaak	DEU	Ahrens Racing Team	6	22:04.127	1 Laps	114.3	5	2:56.321	143.0
21	19	Robin Rogalski	POL	Seyffarth Motorsport	6	22:04.170	1 Laps	114.2	6	2:55.138	144.0
22	24	Antonio Citera	AUT	RTM Motorsport	6	22:19.652	1 Laps	112.9	6	2:59.086	140.8
23	30	Max Zschuppe	DEU	Seyffarth Motorsport	5	19:37.850	2 Laps	107.0	2	3:00.998	139.3
24	15	Lucas Groeneveld	POL	Certainty Racing Team							

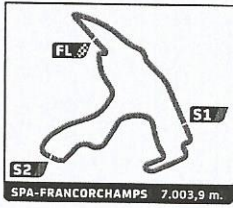
Published at:

Track Status: **DRY**

Stewards:

Marc JANSSEN
Lic: RACB 1835

Timekeeper:



CLIO CUP FRANCE & CENTRAL EUROPE
SPA EURO RACE
RACE 1 FRA

Final Classification by Group

Nr. Driver	Nat	Team	Car	Laps	Total Time	Gap	Kph	Best Lap		
								Lap	Time	Kph
FRA-J										
1	211	Corentin Tierce	TIERCE RACING	8	24:50.417		135.3	8	2:49.220	149.0
2	47	Dorian Guldénfels	RAIWOIT RACING	8	24:52.443	+2.026	135.2	2	2:48.076	150.0
3	34	Pierre Tierce	TIERCE RACING	8	24:53.731	+3.314	135.0	6	2:48.786	149.4
4	111	Mathieu Lannepoudenx	MILAN COMPETITION	8	24:58.735	+8.318	134.6	7	2:50.225	148.1
5	155	Adeline Prudent	CARMINE COMPETITION	8	25:00.550	+10.133	134.4	7	2:50.260	148.1
6	72	Kevin Jimenez	GPA RACING	8	25:09.714	+19.297	133.6	8	2:51.973	146.6
7	40	Vincent Brunerie	MILAN COMPETITION	8	25:10.080	+19.663	133.6	8	2:51.862	146.7
8	16	Come Raffin	AUTOSPORT GP	8	25:19.475	+29.058	132.8	8	2:52.803	145.9

30 SECONDS PENALTY TO CARS 12 AND 123 DUE TO STEWARDS DECISION N° 5 AND 3


Published at: **Marc JANSSEN**

Track Status: **DRY**

Stewards: **Lic: RACS 1835**

Timekeeper:

[Handwritten signatures and scribbles over the Stewards and Timekeeper fields, including names like 'Ash A', 'Justaro', and 'Lic 2085']



CLIO CUP FRANCE & CENTRAL EUROPE
SPA EURO RACE
RACE 1 FRA

Final Classification by Group

Nr. Driver	Nat	Team	Car	Laps	Total Time	Gap	Kph	Best Lap		
								Lap	Time	Kph
FRA-G										
1	7	Mickael Carree	T2CM	8	24:52.918		135.1	8	2:49.232	149.0
2	41	David Pajot	LMV SPORT	8	24:58.123	+5.205	134.6	7	2:49.613	148.7
3	63	Stéphane Auriacombe	TIERCE RACING	8	25:01.900	+8.982	134.3	7	2:49.731	148.6
4	50	Gregory Touzalin	MILAN COMPETITION	8	25:09.536	+16.618	133.6	8	2:51.996	146.6
5	71	Euripides Hatzistefanis	TEAM VRT	8	25:12.716	+19.798	133.3	7	2:54.114	144.8
6	110	Eric Rollery	CARMINE COMPETITION	8	25:23.860	+30.942	132.4	8	2:55.607	143.6
7	115	Samuel Raffin	AUTOSPORT GP	8	25:26.214	+33.296	132.2	8	2:55.778	143.4
8	12	Emmanuel Raffin	AUTOSPORT GP	8	25:30.983	+38.065	131.8	7	2:49.971	148.3

30 SECONDS PENALTY TO CARS 12 AND 123 DUE TO STEWARDS DECISION N° 5 AND 3

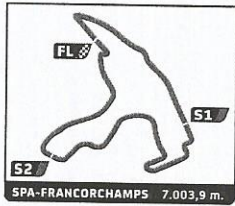
Published at:

Track Status: **DRY**

Stewards:

Marc JANSSEN
Lic : RACB 1835

Timekeeper:



CLIO CUP FRANCE & CENTRAL EUROPE

SPA EURO RACE

RACE 1 FRA

Final Classification by Class

Nr. Driver	Nat	Team	Car	Laps	Total Time	Gap	Kph	Best Lap		
								Lap	Time	Kph
FR										
1	2	Marc Guillot	MILAN COMPETITION	8	24:40.261		136.3	7	2:47.306	150.7
2	27	Benoit Castagne	RAIWOIT RACING	8	24:41.962	+1.701	136.1	2	2:47.410	150.6
3	177	Jeremy Sarhy	VIC TEAM	8	24:44.932	+4.671	135.8	8	2:47.437	150.6
4	105	Nicolas Milan	MILAN COMPETITION	8	24:47.019	+6.758	135.6	2	2:47.367	150.7
5	85	Thibaut Bossy	TEAM TB2S	8	24:48.988	+8.727	135.5	2	2:48.639	149.5
6	211	Corentin Tierce	TIERCE RACING	8	24:50.417	+10.156	135.3	8	2:49.220	149.0
7	169	Jeremy Curly	CARMINE COMPETITION	8	24:51.786	+11.525	135.2	8	2:48.226	149.9
8	47	Dorian Guldenfels	RAIWOIT RACING	8	24:52.443	+12.182	135.2	2	2:48.076	150.0
9	7	Mickael Carree	T2CM	8	24:52.918	+12.657	135.1	8	2:49.232	149.0
10	26	Pierre-Etienne Chaumat	TB2S	8	24:53.418	+13.157	135.1	6	2:49.025	149.2
11	34	Pierre Tierce	TIERCE RACING	8	24:53.731	+13.470	135.0	6	2:48.786	149.4
12	41	David Pajot	LMV SPORT	8	24:58.123	+17.862	134.6	7	2:49.613	148.7
13	111	Mathieu Lannepoudenx	MILAN COMPETITION	8	24:58.735	+18.474	134.6	7	2:50.225	148.1
14	117	Guillaume Savoldelli	TB2S	8	24:59.602	+19.341	134.5	7	2:49.190	149.0
15	155	Adeline Prudent	CARMINE COMPETITION	8	25:00.550	+20.289	134.4	7	2:50.260	148.1
16	63	Stéphane Auriacombe	TIERCE RACING	8	25:01.900	+21.639	134.3	7	2:49.731	148.6
17	50	Gregory Touzalin	MILAN COMPETITION	8	25:09.536	+29.275	133.6	8	2:51.996	146.6
18	72	Kevin Jimenez	GPA RACING	8	25:09.714	+29.453	133.6	8	2:51.973	146.6
19	40	Vincent Brunerie	MILAN COMPETITION	8	25:10.080	+29.819	133.6	8	2:51.862	146.7
20	78	Jerôme Da Ros	CARMINE COMPETITION	8	25:11.359	+31.098	133.5	7	2:51.279	147.2
21	71	Euripides Hatzistefanis	TEAM VRT	8	25:12.716	+32.455	133.3	7	2:54.114	144.8
22	16	Come Raffin	AUTOSPORT GP	8	25:19.475	+39.214	132.8	8	2:52.803	145.9
23	110	Eric Rollery	CARMINE COMPETITION	8	25:23.860	+43.599	132.4	8	2:55.607	143.6
24	123	Jordi Palomeras	MILAN COMPETITION	8	25:24.210	+43.949	132.3	7	2:47.912	150.2
25	115	Samuel Raffin	AUTOSPORT GP	8	25:26.214	+45.953	132.2	8	2:55.778	143.4
26	12	Emmanuel Raffin	AUTOSPORT GP	8	25:30.983	+50.722	131.8	7	2:49.971	148.3
27	39	David Pouget	GPA RACING	6	20:23.175	2 Laps	123.7	2	2:47.821	150.2
28	144	Veenesh Shunker	CLAIRET SPORT	6	25:27.324	2 Laps	99.1	6	2:50.744	147.7

30 SECONDS PENALTY TO CARS 12 AND 123 DUE TO STEWARDS DECISION N° 5 AND 3

Published at:

Track Status: **DRY**

Stewards:

Marc JANSSEN
Lic: RACE 1835

Timekeeper:

Justaro